PRODUCT DATA SHEET

EASY SHADOW 5/8" FLOOR DETAIL

Groove Manufacturing Group Inc. · Model ESRFD58

ESRFD58 A clean 5/8" shadow line at the floor, in a flat two-sided reveal.

The PVC reveal comes factory-glued between a 6" upper and a 3" to 8" lower D200 board: 1/2" or 5/8", regular, moisture or abuse. Set the panel on the finished flooring. Order the bottom edge plain, or D200 folded for a finished edge at the floor.

1 PROFILE & SECTION

Green = finished face Orange = PVC reveal (factory-glued) Inches · Not to scale

REVEAL PROFILE

1/2" BOARD SHOWN

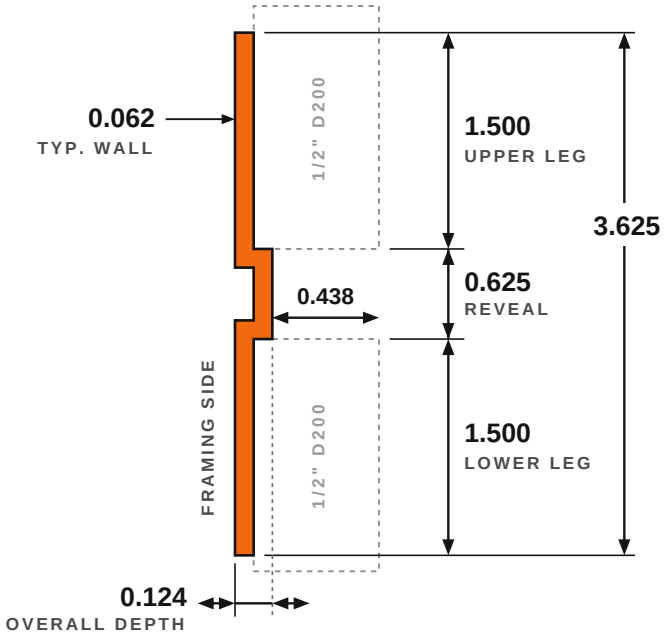

INSTALLED SECTION

LOWER 3"-8"

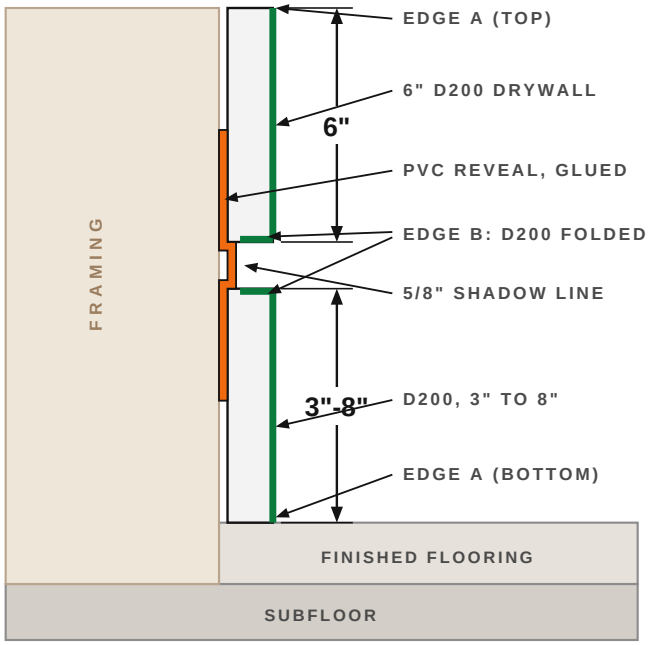

2 SPECIFICATIONS

REVEAL PROFILE

Shadow reveal height	**0.625"**
Reveal depth, 1/2" board	**0.438"**
Reveal depth, 5/8" board	**0.563"**
Overall width (leg + reveal + leg)	**3.625"**
Overall depth	**0.124"**
Legs (behind drywall)	**1.500" each**
Wall thickness	**0.062"**
Material	**Rigid PVC**
Colour	**White**

PANELS & CORNERS

Supplied as	**Reveal glued between two boards**
Board	**D200 prefab drywall**
Panel height	**6" + 5/8" + 3"-8" lower**
Panel lengths	**8 ft · 10 ft**
Board thickness	**1/2" · 5/8"**
Board type	**Regular · Moisture · Abuse**
Edge A (top)	**Tapered · Plain**
Edge A (bottom, at floor)	**Plain · D200**
Edge B (at reveal)	**D200 folded, both boards**
Corners	**Inside · outside · 2x4 · 2x6 end**
Order code	**ESRFD58 (pages 2-3)**

Profile shown with 1/2" board; reveal depth = board thickness less one wall. Lower board shown at 6"; 3" to 8" available. Inches.

© 2026 Groove Manufacturing Group Inc. All rights reserved. Not for reproduction or distribution without written permission.

EASY SHADOW 5/8" FLOOR DETAIL

Groove Manufacturing Group Inc. · Model ESRFD58

1 PART NUMBERS

ESRFD58	-12	-R	-10	-TD
SERIES	**BOARD THICKNESS**	**BOARD TYPE**	**PANEL LENGTH**	**EDGE A TOP · BTM**
Floor detail, 5/8" shadow line	12 = 1/2" 58 = 5/8"	R = Regular M = Moisture A = Abuse-resistant	08 = 8 ft 10 = 10 ft	Top: T or P Bottom: P or D

Build it: ESRFD58 - thickness - type - length - top + bottom edge [- lower board] (every combination is available)

2 CODE REFERENCE · STRAIGHT PANELS

POSITION	CODE	MEANING
Board thickness	**12**	1/2" D200 board
	58	5/8" D200 board
Board type	**R**	Regular
	M	Moisture-resistant
	A	Abuse-resistant: high-traffic bases, corridors, commercial
Panel length	**08 · 10**	8 ft · 10 ft
Edge A, top	**T · P**	Tapered · Plain
Edge A, bottom	**P · D**	Plain · D200 folded (finished edge at the floor)
Lower board (optional)	**B3 - B8**	Lower board 3" to 8". No suffix = standard 6"

3 EXAMPLES

- ESRFD58-12-R-08-TP = 1/2" regular, 8 ft, tapered top, plain bottom
- ESRFD58-58-M-10-TD = 5/8" moisture, 10 ft, tapered top, D200 bottom finished at the floor
- ESRFD58-58-A-10-TD = 5/8" abuse-resistant, 10 ft, tapered top, D200 bottom: high-traffic base
- ESRFD58-58-A-10-TD-B4 = 5/8" abuse-resistant, D200 bottom, 4" lower board
- ESRFD58-12-R-08-PD-B8 = 1/2" regular, plain top, D200 bottom, 8" lower board

Corners and wall ends (inside, outside, 2x4, 2x6) are ordered by their own codes, also in abuse board. See page 3.

4 INSTALLATION

1. Install the finished flooring first.
2. Set the inside corners, outside corners and wall ends on the flooring, tight to the framing.
3. Run straight panels between the corners. The reveal comes glued in place, so there is no adhesive on site.
4. Fasten both boards to the framing as usual, then continue standard drywall above.
5. Tape, finish and paint. Keep the 5/8" shadow line clean.

© 2026 Groove Manufacturing Group Inc. All rights reserved. Not for reproduction or distribution without written permission.

EASY SHADOW 5/8" FLOOR DETAIL

Groove Manufacturing Group Inc. · Model ESRFD58

1 CORNER TYPES · PLAN VIEW

Green = finished face

Inches · Not to scale

INSIDE CORNER — ESRFD58-IC

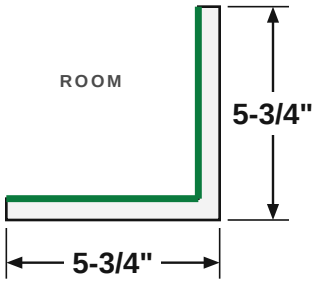

PLAN · 5-3/4" x 5-3/4" LEGS · 12-5/8" TALL

LEGS
5-3/4" x 5-3/4"

HEIGHT
12-5/8" standard
Base: 9-5/8" to 14-5/8"

OPTIONS
All boards & types
Edge A top & bottom

OUTSIDE CORNER — ESRFD58-OC

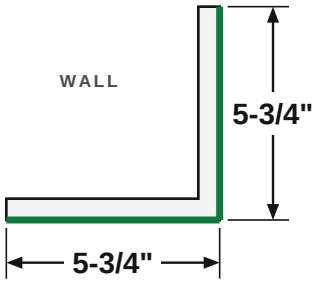

PLAN · 5-3/4" x 5-3/4" LEGS · 12-5/8" TALL

LEGS
5-3/4" x 5-3/4"

HEIGHT
12-5/8" standard
Base: 9-5/8" to 14-5/8"

OPTIONS
All boards & types
Edge A top & bottom

2X4 WALL END — ESRFD58-WE4

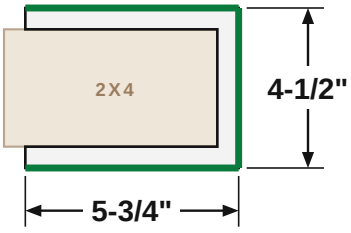

PLAN · 1/2" BOARD SHOWN · 12-5/8" TALL

LEGS
5-3/4" x 5-3/4"

RETURN (OUTSIDE)
4-1/2" with 1/2" board
4-3/4" with 5/8" board

HEIGHT
12-5/8" standard
Base: 9-5/8" to 14-5/8"

2X6 WALL END — ESRFD58-WE6

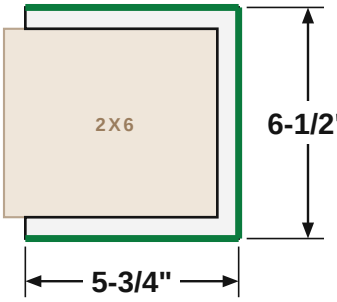

PLAN · 1/2" BOARD SHOWN · 12-5/8" TALL

LEGS
5-3/4" x 5-3/4"

RETURN (OUTSIDE)
6-1/2" with 1/2" board
6-3/4" with 5/8" board

HEIGHT
12-5/8" standard
Base: 9-5/8" to 14-5/8"

2 CORNER PART NUMBERS

Build it: ESRFD58 - corner code - thickness - type - top + bottom edge [- lower board]

Same codes as the straight panels: 12 / 58, R / M / A, top T / P, bottom P / D, optional B3 - B8.

CORNER	CODE	LEGS	RETURN (1/2" · 5/8")	HEIGHT
Inside corner	**ESRFD58-IC**	5-3/4" x 5-3/4"	—	12-5/8"*
Outside corner	**ESRFD58-OC**	5-3/4" x 5-3/4"	—	12-5/8"*
2x4 wall end	**ESRFD58-WE4**	5-3/4" x 5-3/4"	4-1/2" · 4-3/4"	12-5/8"*
2x6 wall end	**ESRFD58-WE6**	5-3/4" x 5-3/4"	6-1/2" · 6-3/4"	12-5/8"*

Example: ESRFD58-WE4-58-A-TD-B4 = 2x4 wall end, 5/8" abuse board, tapered top, D200 bottom, 4" lower board.

* 12-5/8" with the standard 6" lower board; 9-5/8" to 14-5/8" with B3 - B8. Order corners with the same lower board as the panels.
Wall-end returns wrap the end of the wall: framing (2x4 = 3-1/2", 2x6 = 5-1/2") plus one board each side.

© 2026 Groove Manufacturing Group Inc. All rights reserved. Not for reproduction or distribution without written permission.

CUSTOMER ORDER FORM

EASY SHADOW 5/8" FLOOR DETAIL

Groove Manufacturing Group Inc.

1 PRODUCT DETAIL

Green = finished face Select every item you are ordering

STRAIGHT PANEL ☐

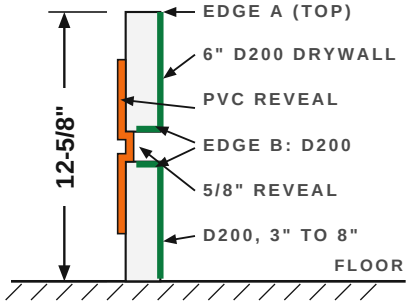

SECTION · BASE SHOWN

INSIDE CORNER ☐



5-3/4" x 5-3/4" legs
12-5/8" tall

OUTSIDE CORNER ☐

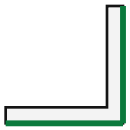

5-3/4" x 5-3/4" legs
12-5/8" tall

2X4 WALL END ☐



5-3/4" x 5-3/4" legs
4-1/2" / 4-3/4" return
12-5/8" tall

2X6 WALL END ☐

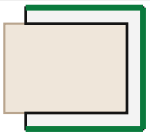

5-3/4" x 5-3/4" legs
6-1/2" / 6-3/4" return
12-5/8" tall

2 PRODUCT OPTIONS

DRYWALL THICKNESS

☐ 1/2 in ☐ 5/8 in

PANEL LENGTH

☐ 8 ft ☐ 10 ft

DRYWALL TYPE (PANELS AND CORNERS)

☐ Regular Board ☐ Moisture Board ☐ Abuse Board

EDGE A (TOP), PANELS AND CORNERS

☐ Tapered ☐ Plain ☐ Either/Or

REVEAL & EDGE B

ESRFD58: 5/8" shadow line, PVC, white, factory-glued
Edge B: D200 folded at the reveal, both boards
Corners & wall ends: 5-3/4" x 5-3/4" legs, 12-5/8" tall

EDGE A (BOTTOM, AT FLOOR), PANELS AND CORNERS

☐ Plain ☐ D200 Finished

D200 = finished edge at the floor

LOWER BOARD HEIGHT, PANELS AND CORNERS

☐ 3" ☐ 4" ☐ 5" ☐ 6" std ☐ 7" ☐ 8"

Upper board is always 6"

3 ORDER INFORMATION

QTY PANELS	QTY INSIDE	QTY OUTSIDE	QTY 2X4 ENDS	QTY 2X6 ENDS

COMPANY	PO / PROJECT	CONTACT

EMAIL	PHONE / CELL	REQUIRED DATE

© 2026 Groove Manufacturing Group Inc. All rights reserved. Not for reproduction or distribution without written permission.

CUSTOM ORDER FORM

EASY SHADOW 5/8" FLOOR DETAIL

Groove Manufacturing Group Inc. · Model ESRFD58 · Custom U-shape / C-shape wall end

1 HOW TO MEASURE

Green = finished face

Inches · Not to scale

CUSTOM WALL END PLAN VIEW

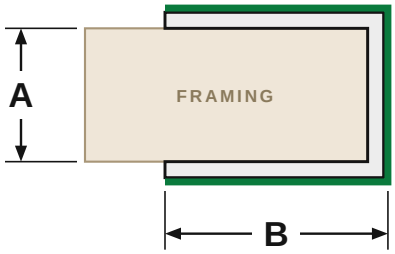

A = FRAMING, FACE TO FACE · B = LEG

A · FRAMING WIDTH, INSIDE
Measure your framing face to face. Do not add the drywall. This is the only width we need from you.

WHAT GMG ADDS
The board on each side and our PVC reveal, which is 1/16" thick. We work out the finished outside dimension and confirm it with you.

METAL STUDS
Framing screw heads can sit proud of the stud. We allow about 1/8" for them, so tick Metal studs below.

B · LEGS
5-3/4" is standard. Give another length if you need one.

2 CUSTOM WALL ENDS

A FRAMING WIDTH (IN)	B LEGS (IN)	QTY

Leave B blank for standard 5-3/4" legs.

FRAMING

☐ Wood studs ☐ Metal studs

LOCATION / NOTES

3 PRODUCT OPTIONS

DRYWALL THICKNESS

☐ 1/2 in ☐ 5/8 in

DRYWALL TYPE

☐ Regular ☐ Moisture ☐ Abuse

EDGE A (TOP)

☐ Tapered ☐ Plain

EDGE A (BOTTOM, AT FLOOR)

☐ Plain ☐ D200 Finished

LOWER BOARD HEIGHT

☐ 3" ☐ 4" ☐ 5" ☐ 6" std ☐ 7" ☐ 8"

Upper board is always 6"

4 ORDER INFORMATION

COMPANY

PO / PROJECT

CONTACT

EMAIL

PHONE / CELL

REQUIRED DATE

Email this form to orders@grooveind.com. GMG confirms the finished outside dimension with you before the part is made.

© 2026 Groove Manufacturing Group Inc. All rights reserved. Not for reproduction or distribution without written permission.