PRODUCT DATA SHEET

EASY SHADOW 3/4" REVEAL

Groove Manufacturing Group Inc. · Model ESR34

ESR34 A clean 3/4" shadow line from a slim, flush-backed reveal.

The PVC reveal comes factory-glued to 12" D200 drywall panels: 1/2" or 5/8" board, regular or moisture, tapered or plain top. Set the panel on the finished flooring: the reveal is already in place and the D200 bottom edge (Edge B) tops the shadow line.

1 PROFILE & SECTION

Green = finished face Orange = PVC reveal (factory-glued) Inches · Not to scale

REVEAL PROFILE

1/2" BOARD SHOWN

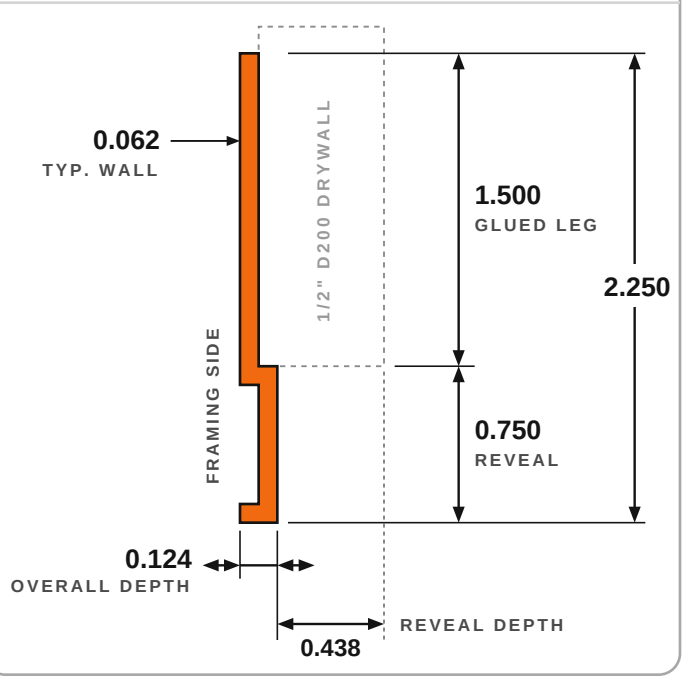

INSTALLED SECTION

STRAIGHT PANEL

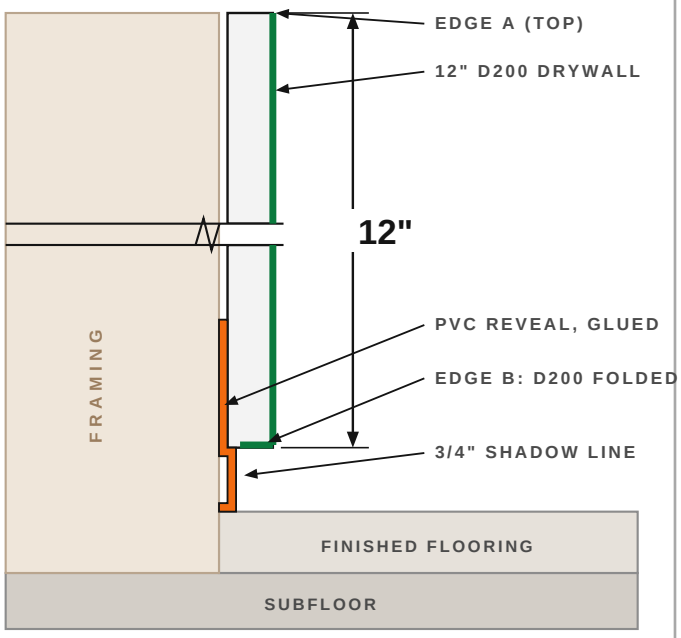

2 SPECIFICATIONS

REVEAL PROFILE

Shadow reveal height	**0.750"**
Reveal depth, 1/2" board	**0.438"**
Reveal depth, 5/8" board	**0.563"**
Overall height	**2.250"**
Overall depth	**0.124"**
Glued leg (behind drywall)	**1.500"**
Wall thickness	**0.062"**
Material	**Rigid PVC**
Colour	**White**

PANELS & CORNERS

Supplied as	**Reveal factory-glued to board**
Board	**D200 prefab drywall**
Panel height	**12"**
Panel lengths	**8 ft · 10 ft**
Board thickness	**1/2" · 5/8"**
Board type	**Regular · Moisture**
Edge A (top)	**Tapered · Plain**
Edge B (bottom)	**D200 folded edge**
Corners	**Inside · outside · 2x4 · 2x6 end**
Order code	**ESR34 (pages 2-3)**

Profile dimensions are shown with 1/2" board. Reveal depth = board thickness less one wall. All dimensions in inches.

© 2026 Groove Manufacturing Group Inc. All rights reserved. Not for reproduction or distribution without written permission.

EASY SHADOW 3/4" REVEAL

Groove Manufacturing Group Inc. · Model ESR34

1 PART NUMBERS

ESR34	-12	-R	-10	-T
SERIES	**BOARD THICKNESS**	**BOARD TYPE**	**PANEL LENGTH**	**EDGE A (TOP)**
Shadow reveal, 3/4" shadow line	12 = 1/2" 58 = 5/8"	R = Regular M = Moisture	08 = 8 ft 10 = 10 ft	T = Tapered P = Plain

Example: ESR34-58-M-10-T = 12" panel, 5/8" moisture board, 10 ft long, tapered top edge, reveal factory-glued.

2 STRAIGHT PANELS · 12" TALL · EDGE B D200

1/2" BOARD

PART NO.	TYPE	LENGTH	EDGE A
ESR34-12-R-08-T	Regular	8 ft	Tapered
ESR34-12-R-08-P	Regular	8 ft	Plain
ESR34-12-R-10-T	Regular	10 ft	Tapered
ESR34-12-R-10-P	Regular	10 ft	Plain
ESR34-12-M-08-T	Moisture	8 ft	Tapered
ESR34-12-M-08-P	Moisture	8 ft	Plain
ESR34-12-M-10-T	Moisture	10 ft	Tapered
ESR34-12-M-10-P	Moisture	10 ft	Plain

5/8" BOARD

PART NO.	TYPE	LENGTH	EDGE A
ESR34-58-R-08-T	Regular	8 ft	Tapered
ESR34-58-R-08-P	Regular	8 ft	Plain
ESR34-58-R-10-T	Regular	10 ft	Tapered
ESR34-58-R-10-P	Regular	10 ft	Plain
ESR34-58-M-08-T	Moisture	8 ft	Tapered
ESR34-58-M-08-P	Moisture	8 ft	Plain
ESR34-58-M-10-T	Moisture	10 ft	Tapered
ESR34-58-M-10-P	Moisture	10 ft	Plain

Corners and wall ends (inside, outside, 2x4, 2x6) are ordered by their own codes. See page 3.

3 INSTALLATION

1. Install the finished flooring first.
2. Set the inside corners, outside corners and wall ends on the flooring, tight to the framing.
3. Run straight panels between the corners. The reveal comes glued in place, so there is no adhesive on site.
4. Fasten the drywall to the framing above the reveal as usual.
5. Tape, finish and paint. Keep the 3/4" shadow line clean.

© 2026 Groove Manufacturing Group Inc. All rights reserved. Not for reproduction or distribution without written permission.

EASY SHADOW 3/4" REVEAL

Groove Manufacturing Group Inc. · Model ESR34

1 CORNER TYPES · PLAN VIEW

Green = finished face

Inches · Not to scale

INSIDE CORNER

ESR34-IC-[12|58]-[R|M]

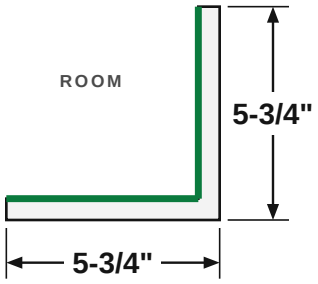

PLAN · 5-3/4" x 5-3/4" LEGS · 12" TALL

LEGS
5-3/4" x 5-3/4"

HEIGHT
12"

OPTIONS
All boards & types
Tapered top edge

OUTSIDE CORNER

ESR34-OC-[12|58]-[R|M]

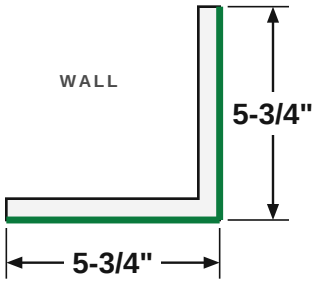

PLAN · 5-3/4" x 5-3/4" LEGS · 12" TALL

LEGS
5-3/4" x 5-3/4"

HEIGHT
12"

OPTIONS
All boards & types
Tapered top edge

2X4 WALL END

ESR34-WE4-[12|58]-[R|M]

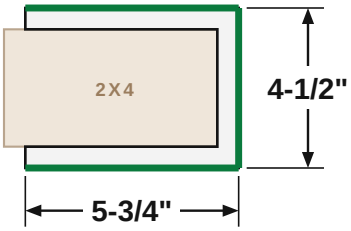

PLAN · 1/2" BOARD SHOWN · 12" TALL

LEGS
5-3/4" x 5-3/4"

RETURN (OUTSIDE)
4-1/2" with 1/2" board
4-3/4" with 5/8" board

HEIGHT
12", tapered top edge

2X6 WALL END

ESR34-WE6-[12|58]-[R|M]

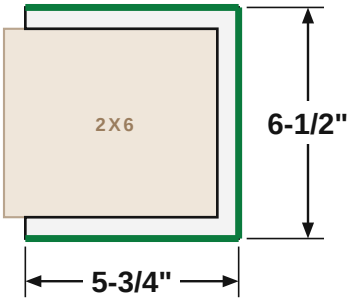

PLAN · 1/2" BOARD SHOWN · 12" TALL

LEGS
5-3/4" x 5-3/4"

RETURN (OUTSIDE)
6-1/2" with 1/2" board
6-3/4" with 5/8" board

HEIGHT
12", tapered top edge

2 CORNER PART NUMBERS

CORNER	PART NO.	LEGS	RETURN (1/2" · 5/8")	HEIGHT
Inside corner	**ESR34-IC-[12|58]-[R|M]**	5-3/4" x 5-3/4"	—	12"
Outside corner	**ESR34-OC-[12|58]-[R|M]**	5-3/4" x 5-3/4"	—	12"
2x4 wall end	**ESR34-WE4-[12|58]-[R|M]**	5-3/4" x 5-3/4"	4-1/2" · 4-3/4"	12"
2x6 wall end	**ESR34-WE6-[12|58]-[R|M]**	5-3/4" x 5-3/4"	6-1/2" · 6-3/4"	12"

Example: ESR34-WE4-58-M = 2x4 wall end, 5/8" moisture board, 5-3/4" legs, 12" tall, tapered top, reveal factory-glued.

All corners and wall ends: 12" tall, tapered top edge (Edge A), D200 folded bottom edge (Edge B), reveal factory-glued.
Wall-end returns wrap the end of the wall: framing (2x4 = 3-1/2", 2x6 = 5-1/2") plus one board each side.

© 2026 Groove Manufacturing Group Inc. All rights reserved. Not for reproduction or distribution without written permission.

CUSTOMER ORDER FORM

EASY SHADOW 3/4" REVEAL

Groove Manufacturing Group Inc.

1 PRODUCT DETAIL

Green = finished face Select every item you are ordering

STRAIGHT PANEL ☐

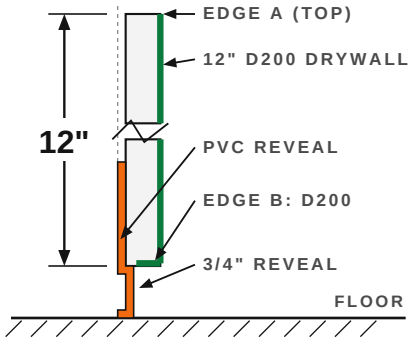

SECTION · 12" DRYWALL, SHORTENED

INSIDE CORNER ☐



5-3/4" x 5-3/4" legs
12" tall

OUTSIDE CORNER ☐

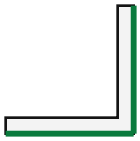

5-3/4" x 5-3/4" legs
12" tall

2X4 WALL END ☐

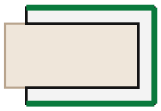

5-3/4" x 5-3/4" legs
4-1/2" / 4-3/4" return
12" tall

2X6 WALL END ☐

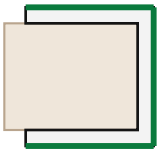

5-3/4" x 5-3/4" legs
6-1/2" / 6-3/4" return
12" tall

2 PRODUCT OPTIONS

DRYWALL THICKNESS

☐ 1/2 in ☐ 5/8 in

DRYWALL TYPE

☐ Regular Board ☐ Moisture Board

EDGE A (TOP), STRAIGHT PANELS

☐ Tapered ☐ Plain ☐ Either/Or

PANEL LENGTH

☐ 8 ft ☐ 10 ft

REVEAL

ESR34: 3/4" shadow line, PVC, white, factory-glued
Corners and wall ends: 5-3/4" x 5-3/4" legs, 12" tall

EDGE B (BOTTOM)

D200 folded edge on all panels and corners
Corners and wall ends come with a tapered top edge

3 ORDER INFORMATION

QTY PANELS	QTY INSIDE	QTY OUTSIDE	QTY 2X4 ENDS	QTY 2X6 ENDS

COMPANY

PO / PROJECT

EMAIL

CONTACT

PHONE / CELL

REQUIRED DATE

© 2026 Groove Manufacturing Group Inc. All rights reserved. Not for reproduction or distribution without written permission.

CUSTOM ORDER FORM

EASY SHADOW 3/4" REVEAL

Groove Manufacturing Group Inc. · Model ESR34 · Custom U-shape / C-shape wall end

1 HOW TO MEASURE

Green = finished face

Inches · Not to scale

CUSTOM WALL END PLAN VIEW

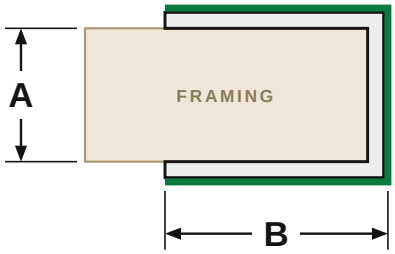

A = FRAMING, FACE TO FACE · B = LEG

A · FRAMING WIDTH, INSIDE

Measure your framing face to face. Do not add the drywall. This is the only width we need from you.

WHAT GMG ADDS

The board on each side and our PVC reveal, which is 1/16" thick. We work out the finished outside dimension and confirm it with you.

METAL STUDS

Framing screw heads can sit proud of the stud. We allow about 1/8" for them, so tick Metal studs below.

B · LEGS

5-3/4" is standard. Give another length if you need one.

2 CUSTOM WALL ENDS

A FRAMING WIDTH (IN)	B LEGS (IN)	QTY

Leave B blank for standard 5-3/4" legs.

FRAMING

☐ Wood studs ☐ Metal studs

LOCATION / NOTES

3 PRODUCT OPTIONS

DRYWALL THICKNESS

☐ 1/2 in ☐ 5/8 in

DRYWALL TYPE

☐ Regular ☐ Moisture

Custom wall ends are 12" tall with a tapered top edge and a D200 folded bottom edge, the same as the standard wall ends.

4 ORDER INFORMATION

COMPANY	PO / PROJECT	CONTACT

EMAIL	PHONE / CELL	REQUIRED DATE

Email this form to orders@grooveind.com. GMG confirms the finished outside dimension with you before the part is made.

© 2026 Groove Manufacturing Group Inc. All rights reserved. Not for reproduction or distribution without written permission.