PRODUCT DATA SHEET

# EASY SHADOW 1-1/2" REVEAL

Groove Manufacturing Group Inc. · Model ESR150

**ESR150 A clean 1-1/2" shadow line from a slim, flush-backed reveal.**

The PVC reveal comes factory-glued to 12" D200 drywall panels: 1/2" or 5/8" board, regular or moisture, tapered or plain top. Set the panel on the finished flooring: the reveal is already in place and the D200 bottom edge (Edge B) tops the shadow line.

## 1 PROFILE & SECTION

Green = finished face  Orange = PVC reveal (factory-glued)  Inches · Not to scale

### REVEAL PROFILE — 1/2" BOARD SHOWN

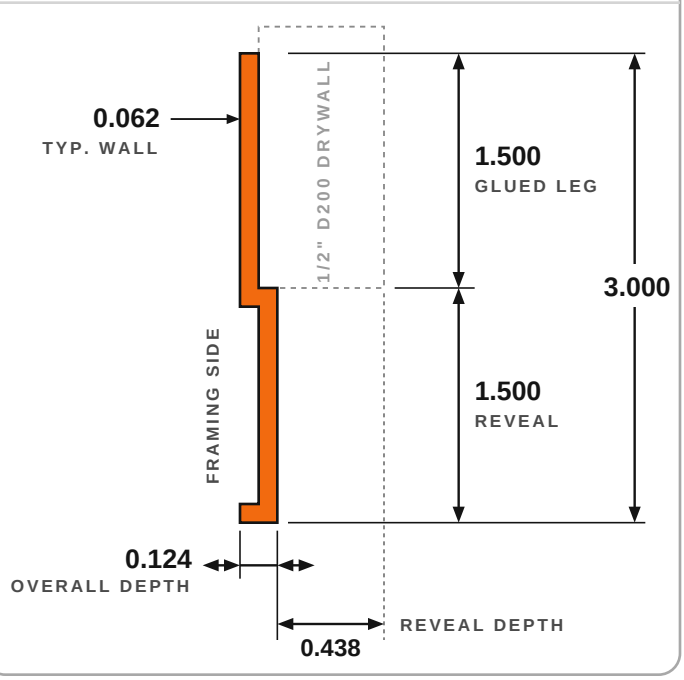


### INSTALLED SECTION — STRAIGHT PANEL

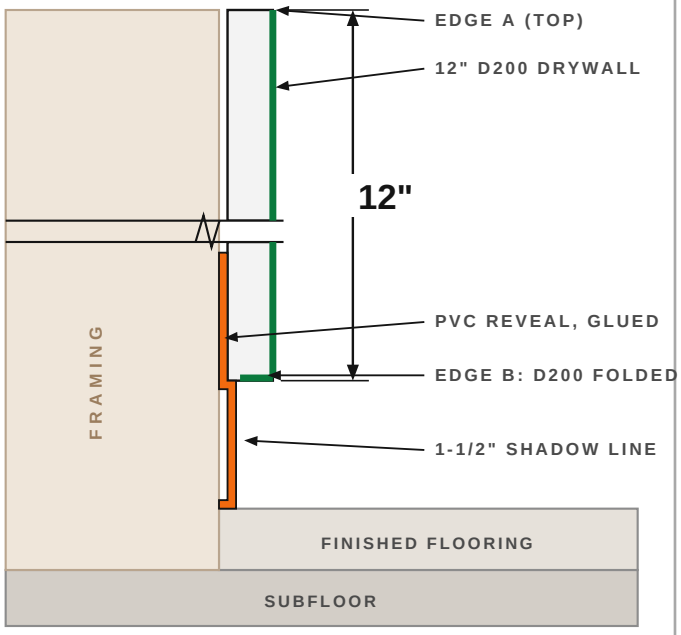


## 2 SPECIFICATIONS

### REVEAL PROFILE

| | |
|---|---|
| Shadow reveal height | **1.500"** |
| Reveal depth, 1/2" board | **0.438"** |
| Reveal depth, 5/8" board | **0.563"** |
| Overall height | **3.000"** |
| Overall depth | **0.124"** |
| Glued leg (behind drywall) | **1.500"** |
| Wall thickness | **0.062"** |
| Material | **Rigid PVC** |
| Colour | **White** |

### PANELS & CORNERS

| | |
|---|---|
| Supplied as | **Reveal factory-glued to board** |
| Board | **D200 prefab drywall** |
| Panel height | **12"** |
| Panel lengths | **8 ft · 10 ft** |
| Board thickness | **1/2" · 5/8"** |
| Board type | **Regular · Moisture** |
| Edge A (top) | **Tapered · Plain** |
| Edge B (bottom) | **D200 folded edge** |
| Corners | **Inside · outside · 2x4 · 2x6 end** |
| Order code | **ESR150 (pages 2-3)** |

Profile dimensions are shown with 1/2" board. Reveal depth = board thickness less one wall. All dimensions in inches.



© 2026 Groove Manufacturing Group Inc. All rights reserved. Not for reproduction or distribution without written permission.

# EASY SHADOW 1-1/2" REVEAL

Groove Manufacturing Group Inc. · Model ESR150

## 1 PART NUMBERS

| ESR150 | -12 | -R | -10 | -T |
|---|---|---|---|---|
| **SERIES** | **BOARD THICKNESS** | **BOARD TYPE** | **PANEL LENGTH** | **EDGE A (TOP)** |
| Shadow reveal, 1-1/2" shadow line | 12 = 1/2"<br>58 = 5/8" | R = Regular<br>M = Moisture | 08 = 8 ft<br>10 = 10 ft | T = Tapered<br>P = Plain |

**Example:** ESR150-58-M-10-T = 12" panel, 5/8" moisture board, 10 ft long, tapered top edge, reveal factory-glued.

## 2 STRAIGHT PANELS · 12" TALL · EDGE B D200

**1/2" BOARD**

| PART NO. | TYPE | LENGTH | EDGE A |
|---|---|---|---|
| ESR150-12-R-08-T | Regular | 8 ft | Tapered |
| ESR150-12-R-08-P | Regular | 8 ft | Plain |
| ESR150-12-R-10-T | Regular | 10 ft | Tapered |
| ESR150-12-R-10-P | Regular | 10 ft | Plain |
| ESR150-12-M-08-T | Moisture | 8 ft | Tapered |
| ESR150-12-M-08-P | Moisture | 8 ft | Plain |
| ESR150-12-M-10-T | Moisture | 10 ft | Tapered |
| ESR150-12-M-10-P | Moisture | 10 ft | Plain |

**5/8" BOARD**

| PART NO. | TYPE | LENGTH | EDGE A |
|---|---|---|---|
| ESR150-58-R-08-T | Regular | 8 ft | Tapered |
| ESR150-58-R-08-P | Regular | 8 ft | Plain |
| ESR150-58-R-10-T | Regular | 10 ft | Tapered |
| ESR150-58-R-10-P | Regular | 10 ft | Plain |
| ESR150-58-M-08-T | Moisture | 8 ft | Tapered |
| ESR150-58-M-08-P | Moisture | 8 ft | Plain |
| ESR150-58-M-10-T | Moisture | 10 ft | Tapered |
| ESR150-58-M-10-P | Moisture | 10 ft | Plain |

Corners and wall ends (inside, outside, 2x4, 2x6) are ordered by their own codes. See page 3.

## 3 INSTALLATION

1. Install the finished flooring first.
2. Set the inside corners, outside corners and wall ends on the flooring, tight to the framing.
3. Run straight panels between the corners. The reveal comes glued in place, so there is no adhesive on site.
4. Fasten the drywall to the framing above the reveal as usual.
5. Tape, finish and paint. Keep the 1-1/2" shadow line clean.



© 2026 Groove Manufacturing Group Inc. All rights reserved. Not for reproduction or distribution without written permission.

# EASY SHADOW 1-1/2" REVEAL

Groove Manufacturing Group Inc. · Model ESR150

## 1 CORNER TYPES · PLAN VIEW

Green = finished face

Inches · Not to scale

### INSIDE CORNER

ESR150-IC-[12|58]-[R|M]

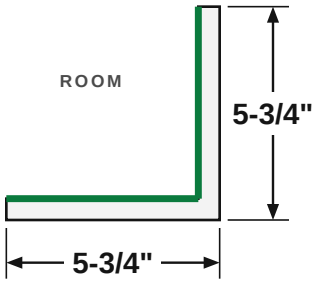


**LEGS**
5-3/4" x 5-3/4"

**HEIGHT**
12"

**OPTIONS**
All boards & types
Tapered top edge

PLAN · 5-3/4" x 5-3/4" LEGS · 12" TALL

### OUTSIDE CORNER

ESR150-OC-[12|58]-[R|M]

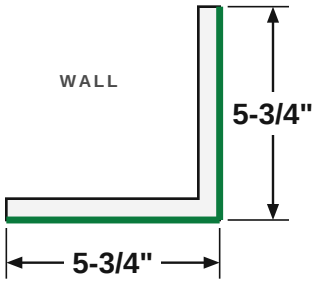


**LEGS**
5-3/4" x 5-3/4"

**HEIGHT**
12"

**OPTIONS**
All boards & types
Tapered top edge

PLAN · 5-3/4" x 5-3/4" LEGS · 12" TALL

### 2X4 WALL END

ESR150-WE4-[12|58]-[R|M]

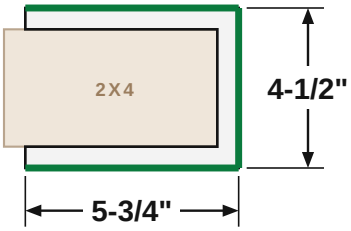


**LEGS**
5-3/4" x 5-3/4"

**RETURN (OUTSIDE)**
4-1/2" with 1/2" board
4-3/4" with 5/8" board

**HEIGHT**
12", tapered top edge

PLAN · 1/2" BOARD SHOWN · 12" TALL

### 2X6 WALL END

ESR150-WE6-[12|58]-[R|M]

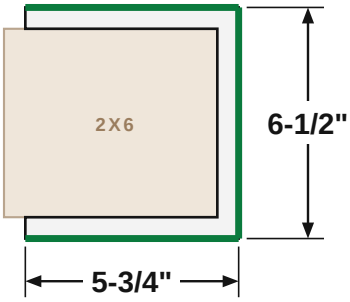


**LEGS**
5-3/4" x 5-3/4"

**RETURN (OUTSIDE)**
6-1/2" with 1/2" board
6-3/4" with 5/8" board

**HEIGHT**
12", tapered top edge

PLAN · 1/2" BOARD SHOWN · 12" TALL

## 2 CORNER PART NUMBERS

| CORNER | PART NO. | LEGS | RETURN (1/2" · 5/8") | HEIGHT |
|---|---|---|---|---|
| Inside corner | **ESR150-IC-[12\|58]-[R\|M]** | 5-3/4" x 5-3/4" | — | 12" |
| Outside corner | **ESR150-OC-[12\|58]-[R\|M]** | 5-3/4" x 5-3/4" | — | 12" |
| 2x4 wall end | **ESR150-WE4-[12\|58]-[R\|M]** | 5-3/4" x 5-3/4" | 4-1/2" · 4-3/4" | 12" |
| 2x6 wall end | **ESR150-WE6-[12\|58]-[R\|M]** | 5-3/4" x 5-3/4" | 6-1/2" · 6-3/4" | 12" |

**Example:** ESR150-WE4-58-M = 2x4 wall end, 5/8" moisture board, 5-3/4" legs, 12" tall, tapered top, reveal factory-glued.

All corners and wall ends: 12" tall, tapered top edge (Edge A), D200 folded bottom edge (Edge B), reveal factory-glued.
Wall-end returns wrap the end of the wall: framing (2x4 = 3-1/2", 2x6 = 5-1/2") plus one board each side.



© 2026 Groove Manufacturing Group Inc. All rights reserved. Not for reproduction or distribution without written permission.

CUSTOMER ORDER FORM

# EASY SHADOW 1-1/2" REVEAL

Groove Manufacturing Group Inc.

## 1 PRODUCT DETAIL

Green = finished face  Select every item you are ordering

### STRAIGHT PANEL ☐

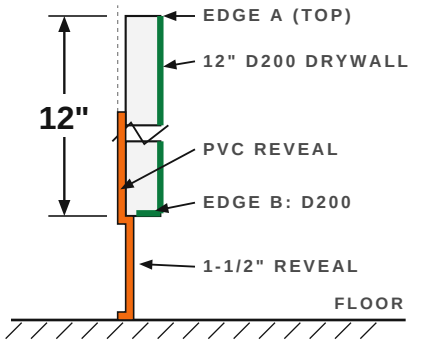


SECTION · 12" DRYWALL, SHORTENED

### INSIDE CORNER ☐



5-3/4" x 5-3/4" legs
12" tall

### OUTSIDE CORNER ☐

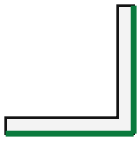

5-3/4" x 5-3/4" legs
12" tall

### 2X4 WALL END ☐

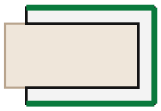

5-3/4" x 5-3/4" legs
4-1/2" / 4-3/4" return
12" tall

### 2X6 WALL END ☐

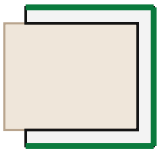

5-3/4" x 5-3/4" legs
6-1/2" / 6-3/4" return
12" tall

## 2 PRODUCT OPTIONS

**DRYWALL THICKNESS**

☐ 1/2 in  ☐ 5/8 in

**DRYWALL TYPE**

☐ Regular Board  ☐ Moisture Board

**EDGE A (TOP), STRAIGHT PANELS**

☐ Tapered  ☐ Plain  ☐ Either/Or

**PANEL LENGTH**

☐ 8 ft  ☐ 10 ft

**REVEAL**

ESR150: 1-1/2" shadow line, PVC, white, factory-glued
Corners and wall ends: 5-3/4" x 5-3/4" legs, 12" tall

**EDGE B (BOTTOM)**

D200 folded edge on all panels and corners
Corners and wall ends come with a tapered top edge

## 3 ORDER INFORMATION

| QTY PANELS | QTY INSIDE | QTY OUTSIDE | QTY 2X4 ENDS | QTY 2X6 ENDS |
|---|---|---|---|---|
| | | | | |

**COMPANY**

**PO / PROJECT**

**EMAIL**

**CONTACT**

**PHONE / CELL**

**REQUIRED DATE**



© 2026 Groove Manufacturing Group Inc. All rights reserved. Not for reproduction or distribution without written permission.

CUSTOM ORDER FORM

# EASY SHADOW 1-1/2" REVEAL

Groove Manufacturing Group Inc. · Model ESR150 · Custom U-shape / C-shape wall end

## 1 HOW TO MEASURE

Green = finished face

Inches · Not to scale

**CUSTOM WALL END** PLAN VIEW

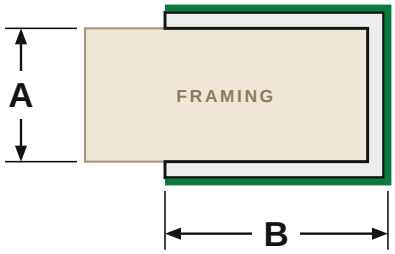


A = FRAMING, FACE TO FACE · B = LEG

**A · FRAMING WIDTH, INSIDE**

Measure your framing face to face. Do not add the drywall. This is the only width we need from you.

**WHAT GMG ADDS**

The board on each side and our PVC reveal, which is 1/16" thick. We work out the finished outside dimension and confirm it with you.

**METAL STUDS**

Framing screw heads can sit proud of the stud. We allow about 1/8" for them, so tick Metal studs below.

**B · LEGS**

5-3/4" is standard. Give another length if you need one.

## 2 CUSTOM WALL ENDS

| A FRAMING WIDTH (IN) | B LEGS (IN) | QTY |
|---|---|---|
| | | |
| | | |
| | | |
| | | |

Leave B blank for standard 5-3/4" legs.

**FRAMING**

☐ Wood studs ☐ Metal studs

**LOCATION / NOTES**

## 3 PRODUCT OPTIONS

**DRYWALL THICKNESS**

☐ 1/2 in ☐ 5/8 in

**DRYWALL TYPE**

☐ Regular ☐ Moisture

Custom wall ends are 12" tall with a tapered top edge and a D200 folded bottom edge, the same as the standard wall ends.

## 4 ORDER INFORMATION

| COMPANY | PO / PROJECT | CONTACT |
|---|---|---|
| | | |

| EMAIL | PHONE / CELL | REQUIRED DATE |
|---|---|---|
| | | |

Email this form to orders@grooveind.com. GMG confirms the finished outside dimension with you before the part is made.



© 2026 Groove Manufacturing Group Inc. All rights reserved. Not for reproduction or distribution without written permission.